

Slider/Dunker Page Set Up





Once you have set up your event by registering as an event organiser in your DIY Big Freeze category ie. Sports club, your community, dunkers or sliders will be able to join as an individual.

Please note that each slider/dunker will need to provide their own details including email and password to create an account. An event organiser won't be able to use the same email to register sliders.

1. On DIY Big Freeze landing page click 'Register' under individuals

Choose your icy adventure!

The options to get involved are endless – keep it classic and do the ice bucket challenge, brave the elements for an ocean dip or team up and host your own Big Freeze event with a slide or dunk tank.

 <p>Sports Club</p> <p>Bring DIY Big Freeze to your club! Rally your players, don a Beanie, or pull up a pair of Big Freeze 10 Socks.</p> <p>Host a special game during our Big Freeze 10 Community Round on 1 - 2 June.</p> <p>REGISTER</p>	 <p>Schools</p> <p>Make it a term to remember by bringing DIY Big Freeze to your school.</p> <p>Challenge students and teachers to an Ice Bucket Challenge or host a uniform-free day and come dressed in blue.</p> <p>REGISTER</p>	 <p>Workplace</p> <p>Are you brave enough to Bucket your Boss with the Ice Bucket Challenge?</p> <p>Get your office together because it's payback time.</p> <p>REGISTER</p>	 <p>Individuals</p> <p>Take on the classic Ice Bucket Challenge or brave the elements for an ocean dip.</p> <p>Challenge yourself or team up and nominate family and friends.</p> <p>Event sliders sign up here!</p> <p>REGISTER</p>
--	--	---	--

Whichever way you get involved we'll support you through every splash, plunge, or slide.

All money raised brings us one step closer to a cure, so let's team up for Big Freeze 10 and DO your bit

2. Click 'Register Now' on the Individual DIY Big Freeze Your Way page.

DIY Big Freeze your way

Less talk and more action, team up for Big Freeze 10 and take on an icy challenge!

[REGISTER NOW](#)



You can take on the challenge by yourself or team up with family and friends.

It's easy to get started. Check out some 'cool' (🥶) ways to get involved:

3. Create Account and provide the details of the individual including email and password.

CREATE ACCOUNT

YOUR PAGE

EVENT DETAILS

OPTIONAL DONATION

Let's get started!

Start by typing your details below

Create Account

[Already have an Account](#)

Personal Details

First Name *

Last Name *

Email Address *

Password*

Mobile *

Date of birth *

Gender *

Postcode *

4. Create your personal Fundraising Page

*If you are a slider mention in the description why you are sliding and details about the event.

*Are you wanting to host a DIY Big Freeze 10? Select **NO**

CREATE ACCOUNT ✓	YOUR PAGE	EVENT DETAILS	OPTIONAL DONATION
------------------	------------------	---------------	-------------------

Create a Fundraising Page

Customise your page with the options below

Fundraising Page

Fundraising target

Update your profile image and event description.

These will be displayed on your fundraising page. Don't worry you can change them at anytime.



PROFILE IMAGE

Hi there,

We are taking the plunge this DIY Big Freeze 10 to fundraise (\$XXX) towards vital funds for Motor Neurone Disease (MND).

The average life expectancy of someone diagnosed with MND is just 27 months.

We will be (INSERT CHALLENGE) so please

Additional Information

Are you wanting to host a DIY Big Freeze 10? *

- choose option -

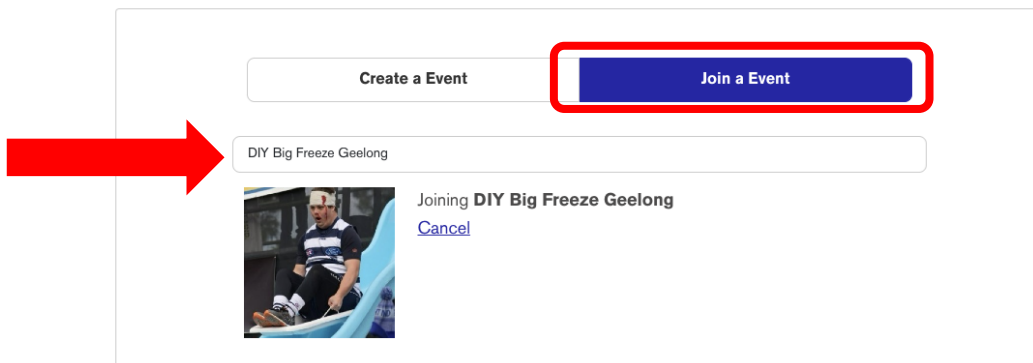
5. The next step is 'Event Details'

- Select 'Join an Event'.
- Search for event in search bar.
- Select 'Join'



Fundraising as an individual?

[Skip the event section.](#)



TEAM UP FOR BIG FREEZE IO