

PIN THE POM POM ON THE BEANIE!







INSTRUCTIONS

- 1 Print off this poster and carefully cut around each pom pom.
- 2 Place a piece of Blu Tack or doubled-sided tape on the back of each pom pom.
- 3 Give a pom pom to each player.

HOW TO PLAY







- 1 Players take turns wearing a blindfold - no peeking! 🙈.
- 2 Gently spin the blindfolded player around 3 times, then stop them facing the beanie poster.
- 3 With one hand behind their back and the pom pom in the other, the player reaches forward and sticks the pom pom where they think it belongs.
- 4 The player can then remove their blindfold to see how close they were.
- 5 The player who gets their pom pom closest to the top of the beanie is the winner!



PIN THE POM POM ON THE BEANIE!



TEAM UP WITH FIGHTMIND.



PIN THE POM POM ON THE BEANIE!



TEAM UP WITH FIGHTMND.

For a suggested donation of \$5 attempt to pin the pom pom on the beanie while blindfolded. All funds raised will support vital motor neurone disease (MND) research and programs helping those living with MND in your community.

